

2026 bZ Battery Electric

MODELS

XLE FWD



PACKAGE
Standard Package

XLE AWD






PACKAGE
Standard Package




Limited AWD






PACKAGE
Standard Package

AVAILABLE EXTERIOR COLOURS

-  Blueprint
-  Heavy Metal with Black Roof
-  Supersonic Red with Black Roof

-  Wind Chill Pearl with Black Roof
-  Wind Chill Pearl
-  Midnight Black Metallic

-  Supersonic Red
-  Blueprint with Black Roof
-  Heavy Metal

AVAILABLE INTERIOR COLOURS

-  Black SofTex®
-  Light Grey SofTex®
-  Black Mixed Fabric & SofTex®



2026 bZ Battery Electric

STANDARD SPECIFICATIONS

● Standard — Not Available ^ Available

XLE FWD

XLE AWD

Limited AWD

EXTERIOR

EXTERIOR

Painted Wheel Arch Mouldings	●	●	●
Mudguards	●	●	●
Carbon Neutral Badge	●	●	●
Ducktail Rear Spoiler	●	●	-
Panoramic Fixed-glass Roof w/Power Sunshade	-	-	●
Split Roof Rear Spoiler	-	-	●

EXTERIOR LIGHTING

LED Daytime Running Lights	●	●	●
LED Rear Combination Lamps	●	●	●
Bi-LED Projector Low-and High-Beam Headlights w/ LED Accent Lights	●	●	●

EXTERIOR MIRRORS

Power Folding Mirrors	●	●	●
Power-Adjustable Heated Exterior Mirrors	●	●	-
LED Front Turn Signal Lamps	●	●	●
Power Adjustable Heated Exterior Mirrors w/ Puddle Lights	-	-	●
Reverse Tilting Side Mirrors with Memory Function	-	-	●

MECHANICAL FEATURES

Hill-start Assist Control (HAC)	●	●	●
---------------------------------	---	---	---

TIRES

Tire Repair Kit	●	●	●
P235/60R18	●	●	-
P235/50R20	-	-	●

WHEELS

18" Black/Silver Alloy Wheels w/Plastic Covers	●	●	-
20" Black Machined Alloy Wheels	-	-	●

WIPERS

Windshield Wiper Deicer	●	●	●
Rain-sensing Windshield Wipers	●	●	●

INFOTAINMENT

AUDIO

2026 bZ Battery Electric

STANDARD SPECIFICATIONS

● Standard — Not Available ^ Available

	XLE FWD	XLE AWD	Limited AWD
Bluetooth Capability	●	●	●
Roof Mounted Shark Fin Antenna	●	●	●
3 USB Type-C charging ports (1 Front; 2 Rear)	●	●	●
6-speaker Audio System	●	●	-
SiriusXM Audio	●	●	●
USB Type-A Audio Port (Front 1)	●	●	●
9-speaker JBL Audio System	-	-	●

TOYOTA MULTIMEDIA

Wireless Apple CarPlay Compatibility	●	●	●
Wireless Android Auto Compatibility	●	●	●
Intelligent Toyota Assistant	●	●	●
14" Toyota Multimedia w/ Service/Safety Connect (min. 5 yr trial), Remote/Drive Connect (3yr trial)	●	●	●
Apple Maps EV Route Planning	●	●	●

INTERIOR

CLIMATE CONTROL

2-Zone Automatic Climate Control	●	●	●
----------------------------------	---	---	---

FLOORING

All Season Floor Mats	●	●	●
-----------------------	---	---	---

INSTRUMENTATION

7" Digital Gauge Cluster	●	●	●
--------------------------	---	---	---

INTERIOR LIGHTING

Cargo Lamp	●	●	●
Front and Rear Ambient Illumination with 64 Colours	●	●	●

INTERIOR MIRRORS

Auto-Dimming Rearview Mirror with Garage Door Opener	●	●	-
Digital Display Rear View Mirror with Garage Door Opener	-	-	●

SEATS

Heated Front Seats	●	●	●
Rear Centre Armrest	●	●	●
Rear Foldable 60/40 Seats	●	●	●
Mixed Fabric and SoftTex Seats	●	●	-
2-way Power Adjustable Driver Lumbar Support	●	●	●
8-Way Power-Adjustable Driver Seat, 6-Way Manually Adjustable Front Passenger Seat	●	●	-

2026 bZ Battery Electric

STANDARD SPECIFICATIONS

● Standard — Not Available ^ Available

	XLE FWD	XLE AWD	Limited AWD
Ventilated Front Seats	-	-	●
8-way Power Adjustable Driver and Passenger Seats	-	-	●
Driver Seat Memory System	-	-	●
SofTex®-trimmed Seats	-	-	●
Front Radiant Foot-and-Leg Heater	-	-	●

STEERING WHEEL

Steering Wheel Paddle Shifters	●	●	●
SofTex®-trimmed Heated Steering Wheel	●	●	●

STORAGE

Dual Opening Centre Console Lid	●	●	●
---------------------------------	---	---	---

TRIM

Sliding Sun Visors w/Illuminated Mirror	●	●	●
Thermoplastic Polyolefin (TPO) Instrument Panel	●	●	●

TRUNK/CARGO

Tonneau Cover	●	●	●
---------------	---	---	---

WINDOWS

Power Windows with Auto Up/Down for All Windows	●	●	●
Rear Window Defogger	●	●	●
Front Windshield Acoustic Glass	●	●	●
Front Side Acoustic Glass	●	●	●
Privacy Glass on Rear Side, Rear Door, Quarter and Liftgate Windows	●	●	●

POWERTRAIN & MECHANICAL

BRAKES

Electric Parking Brake (EPB)	●	●	●
------------------------------	---	---	---

ENGINE

Lithium-ion (Li-ion) Traction Battery	●	●	●
---------------------------------------	---	---	---

MECHANICAL FEATURES

Drive Mode Select & Snow Drive Mode	●	-	-
Front Wheel Drive (FWD)	●	-	-
NACS Charging Port	●	●	●
Zero Emission Vehicle (ZEV)	●	●	●
All Wheel Drive (AWD)	-	●	●
Drive Mode Select & X-MODE with Snow/Dirt, Deep			

2026 bZ Battery Electric

STANDARD SPECIFICATIONS

● Standard — Not Available ^ Available

	XLE FWD	XLE AWD	Limited AWD
Snow/Mud and Grip Control modes	-	●	●

SUSPENSION

Independent Macpherson Strut Front Suspension	●	●	●
Front and Rear Stabilizer Bar	●	●	●
Independent Double Wishbone Rear Suspension	●	●	●
Coil Springs	●	●	●

TRANSMISSION

Dial Type Shift by Wire	●	●	●
Single-speed eAxle	●	●	●

SAFETY & CONVENIENCE

CONVENIENCE

Power Door Locks	●	●	●
Power Back Door with Kick Sensor	●	●	●
Digital Key	●	●	●
12V DC Converter	●	●	●
Smart Key System w/Push Button Start (4 Doors + Back Door)	●	●	●
Battery Preconditioning System	●	●	●
Dual-voltage Charging Cable with L1 and L2 Charging Capability	●	●	●
120V/1500-watt AC Power Outlet	●	●	●
Headlamp Cleaning System	●	●	●
2 Front Cup Holders, 2 Rear Cup Holders	●	●	●
Plug & Charge Capability	●	●	●
Two Wireless Phone Chargers	●	●	●
Advanced Park	-	-	●
Rear Camera Washer	-	-	●

SAFETY

Front Seat Side Airbags	●	●	●
Driver Monitor Camera	●	●	●
Front and Rear Side Curtain Shield Airbags	●	●	●
Driver and Front Passenger Knee Airbags	●	●	●
Driver & Passenger Airbag Supplemental Restraint System (SRS)	●	●	●
Backup Camera with Back Guide Monitor (BGM)	●	●	●
Anchor Points for Child Restraint Seats	●	●	●
Blind Spot Monitoring with RCTA	●	●	●

2026 bZ Battery Electric

STANDARD SPECIFICATIONS

● Standard — Not Available ^ Available

	XLE FWD	XLE AWD	Limited AWD
Vehicle Stability Control (VSC)	●	-	-
Rear Seat Reminder	●	●	●
Front and Rear Parking Assist with Automatic Braking (PA w/AB)	●	●	●
Safe Exit Alert	●	●	●
Child-Protect Rear Door Locks	●	●	●
Vehicle Stability Control, Multi-Terrain Select, Downhill Assist Control, Crawl Mode	-	●	●
Panoramic View Monitor (PVM)	-	-	●
Traffic Jam Assist (TJA)	-	-	●
Lane Change Assist (LCA)	-	-	●
Front Cross Traffic Alert (FCTA)	-	-	●

SECURITY

Engine Immobilizer	●	●	●
Anti-Theft Alarm System	●	●	●

STAR SAFETY SYSTEM

Star Safety System: Smart Stop Technology, Vehicle Stability Control, Anti-Lock Brakes, Traction Control, Electronic Brake Force Distribution, Brake Assist	●	●	●
---	---	---	---

TOYOTA SAFETY SENSE 3.0

Automatic High Beam (AHB)	●	●	●
Lane Tracing Assist (LTA)	●	●	●
Lane Departure Alert (LDA)	●	●	●
Dynamic Radar Cruise Control (DRCC)	●	●	●
Road Sign Assist (RSA)	●	●	●
Pre-Collision System (PCS)	●	●	●
Proactive Driving Assist (PDA)	●	●	●

WARNING

Tire Pressure Monitor System	●	●	●
------------------------------	---	---	---

DIMENSIONS

DIMENSIONS

Est. Electric Driving Range (km) †	380	468	436
Battery Capacity	57.7	77	77
Battery Voltage (V)	288.6	384.8	384.8
L1 Est.Min. 120V AC Charging Time (0-100%)	50 HOURS	50 HOURS	50 HOURS
L2 Est.Min. 240V AC Charging Time (0-100%)	6 HR	8 HR	8 HR
L2 Est.Min. 240V AC Charging Time 10% (low light) -100%	5.5 HR	7 HR	7 HR

2026 bZ Battery Electric

STANDARD SPECIFICATIONS

● Standard — Not Available ^ Available

	XLE FWD	XLE AWD	Limited AWD
L3 Est.Min. DC Charging Time 10% (low light)-80%	28 MIN	28 MIN	28 MIN
Energy Consumption Rating - Comb. (kWh/100km)	16.1	17.3	18.6
Drivetrain	FWD	AWD	AWD
Transmission	Single-Speed	Single-Speed	Single-Speed
Horsepower (kW)	168 (125)	338 (252)	338 (252)
Fuel Consumption - City/Highway/Combined L /100km	1.6/2/1.8	1.8/2.1/1.9	1.9/2.3/2.1
Length mm (in.)	4690 (184.6)	4690 (184.6)	4690 (184.6)
Width mm (in.)	1860 (73.2)	1860 (73.2)	1860 (73.2)
Height mm (in.)	1650 (65)	1650 (65)	1650 (65)
Wheelbase mm (in.)	2850 (112.2)	2850 (112.2)	2850 (112.2)
Ground Clearance mm (in.)	211 (8.3)	206 (8.1)	206 (8.1)
Seating Capacity	5	5	5
Front Shoulder Room mm (in.)	1468 (57.8)	1468 (57.8)	1468 (57.8)
Rear Shoulder Room mm (in.)	1418 (55.8)	1418 (55.8)	1418 (55.8)
Cargo Capacity L (cu. Ft.)	784 (27.7)	784 (27.7)	784 (27.7)
Gross Vehicle Weight kg (lbs)	2465.28 (5435)	2585.48 (5700)	2585.48 (5700)
Payload (GVWR-curb weight) kg (lbs.)*	474 (1045)	474 (1045)	474 (1045)
Base Curb Weight kg (lbs.)	1840 (4056.5)	2025.02 (4464.4)	2024.84 (4464)
Turning Circle m. (ft.)	6.1 (20)	6.1 (20)	6.1 (20)
Approach Angle (Degrees)	17	17	17
Departure Angle (Degrees)	26	26	26
Coefficient of Drag (cd.)	0.27	0.27	0.27
Number of Tires	4	4	4
Front Tread mm (in.)	1600 (63)	1600 (63)	1600 (63)
Rear Tread mm (in.)	1611 (63.4)	1611 (63.4)	1611 (63.4)
Fuel Consumption Rating - Combined (Le/100km)	1.8	1.9	2.1
Max AC Charging Rate (kW)	11	11	11
Max DC Fast Charging Rate (kW)	150	150	150
Total Motor Power (kW)	125	252	252
Front Motor Power (kW)	125	165	165
Rear Motor Power (kW)	N/A	87	87
Front Motor Torque (lb-ft)	198.1	124.5	124.5
Rear Motor Torque (lb-ft)	N/A	125.2	125.2
Airbags	8	8	8

2026 bZ Battery Electric

IMPORTANT PRODUCT INFORMATION

This page contains information and product warnings for a wide variety of specifications, not all of which will be specifications that come with your selected vehicle.

Global supply issues affecting the automotive manufacturing industry are causing new vehicle delivery delays and inventory of some vehicles may be limited. Please contact your local Toyota dealer for information about availability of your preferred Toyota vehicle.

* Payload Capacity is the calculation of GVWR minus curb weight and should be used for comparison purposes only. The maximum amount of passenger and cargo weight your vehicle can carry is the Load Carrying Capacity indicated on the label(s) on the driver's doorjamb.

** Due to supply chain shortages, until further notice certain 2023 models equipped with the Digital Display Rear View Mirror will be built with the Auto-Dimming Mirror instead. Please reach out to a Toyota dealership for more details.

*Soul Red Crystal and Soul Red are trademarks of Mazda Motor Corporation.

Connected Services (general mentions)

Driving while distracted can result in loss of vehicle control. Some features may be locked out while the vehicle is in gear. To reduce risk of accident while driving, exercise care when using the systems (even with the voice commands) and obey all local laws concerning use of the systems while driving (as some laws prohibit the use of electronic devices while operating a vehicle). Once the Connected Services by Toyota trial subscription expires, paid enrollment is required. Apple CarPlay, iPhone and Siri are trademarks of Apple Inc. Android Auto and Google Assistant are trademarks of Google LLC. A compatible customer phone pairing is required and customers are responsible for all data charges. Services are dependent upon connection to a compatible wireless network, provided by a third-party wireless service provider. Toyota is not responsible for cellular network discontinuance and will not provide compensation for reduced service availability.

Remote Connect. Use only if aware of circumstances surrounding vehicle and it is legal and safe to do so (e.g., do not remotely start engine if vehicle is in an enclosed space or vehicle is occupied by a child). Remote Connect depends on factors outside of Toyota's control, including an operative telematics device, a cellular connection, GPS signal, and the availability of a compatible wireless network, without which system functionality and availability may be limited or precluded. Digital Key also requires Bluetooth connectivity. Service may vary by vehicle and region. Requires app download and registration/subscription after trial (if applicable). Terms of Use apply. Data charges may apply. Remote start /stop not available on manual transmission-equipped vehicles. Services subject to change at any time without notice.

Safety Connect depends on factors outside of Toyota's control, including an operative telematics device, a cellular connection, GPS signal, and the availability of a compatible wireless network, without which system functionality and availability may be limited or precluded, including access to response center and emergency support. Stolen vehicle police report required to use Stolen Vehicle Locator. Automatic Collision Notification activates only in limited circumstances. Requires app download/registration and subscription after trial (if applicable). Service subject to change at any time without notice. Terms of Use apply. Service may vary by vehicle and region. See usage precautions and service limitations in Owner's Manual.

Drive Connect services not available in every city or roadway.

Service Connect information provided is based on the last time data was collected from the vehicle and is not real time data. Service Connect is not renewable as a stand-alone service and requires a subscription to any of Safety Connect, Remote Connect or Drive Connect upon trial expiration.

Birds Eye Camera: Cold weather and other environmental factors may limit system. Operates at low speed or when parked. Do not rely exclusively on the system as it is not intended to replace safe attentive operation of the vehicle. You should also look around outside your vehicle, over your shoulder and use your mirrors to confirm clearance.

Qi Wireless charging: Qi wireless charging may not be compatible with all mobile phones, MP3/WMA players and like models. When using the wireless charging system avoid placing metal objects between the wireless charger and the mobile device when charging is active. Doing so may cause metal objects to become hot and could cause burns.

Towing Capability: Before towing, confirm your vehicle and trailer are compatible, hooked up and loaded properly and that you have any necessary additional equipment. Do not exceed any Weight Ratings and follow all instructions in your Owner's Manual. The maximum you can tow depends on base curb weight plus the total weight of any cargo, occupants, and added vehicle equipment. "Added vehicle equipment" includes additional standard/optional equipment and accessories added by the manufacturer, dealers, and /or vehicle owners. The only way to be certain of your vehicle's exact curb weight is to weigh your vehicle without passengers or cargo. Installation of a tow hitch receiver or other accessories located near the rear bumper may require disabling or removing the kick sensor, and the sensor operation setting in your vehicle should be turned off. See Owner's Manual for limitations.

Toyota Safety Sense (TSS): Drivers should always be responsible for their own safe driving. Please always pay attention to your surroundings and drive safely. Depending on the conditions of roads, vehicles, weather, etc., the TSS systems may not work as intended.

Pre-Collisions System with Pedestrian & Bicyclist Detection: The TSS Pre-Collision System is designed to help avoid or reduce the impact speed and damage in certain frontal collisions only. The Pedestrian and Bicycle Detection system is designed to detect a pedestrian and bicyclist ahead of the vehicle, determine if impact is imminent and help reduce impact speed. It is not a substitute for safe and attentive driving. System effectiveness depends on many factors, such as speed, size and position of pedestrians and bicyclists, driver input and weather, light and road conditions. Do not overly rely on the Intuitive Intersection Support system. Always visually confirm that it is safe to proceed. System may not operate depending on the traffic conditions and intersection configuration. Intersection Support will NOT detect pedestrians crossing the road in the same direction as the vehicle. Emergency Steering Assist may not operate if an oncoming vehicle or an obstacle that would prevent a safe evasive manoeuvre are detected.

Automatic High Beam: Automatic High Beam system operates at speeds above approximately 34 km/h. Factors such as a dirty windshield, variable weather, lighting conditions and hilly terrain will limit effectiveness, requiring the driver to manually turn it off.

Lane Departure Alert with Steering Assist: Lane Departure Alert with Steering Assist is designed to read lane markers under certain conditions and provide visual and audible alerts and slight steering force when lane departure is detected. It is not a collision-avoidance system or a substitute for safe and attentive driving.

Dynamic Radar Cruise Control: Dynamic Radar Cruise Control is designed to assist the driver and is not a collision-avoidance system or a substitute for safe and attentive driving practices. System effectiveness depends on many factors such as weather, traffic and road conditions.

Lane Tracing (Trace) Assist (LTA): Lane Tracing (Trace) Assist (LTA) is designed to read visible lane markers and detect other vehicles under certain conditions. When potential lane departure is detected, LTA provides a visual warning and either an audible alert or vibration in the steering wheel and can apply a slight steering force. It is not a collision-avoidance system or a substitute for safe and attentive driving. Effectiveness is dependent on many factors including road, weather and vehicle conditions.

Colours: Not all exterior and interior colour options are available for every model. Some colours are available at an additional cost. Contact your Dealer for more information.

Fuel efficiency estimates: Fuel efficiency estimates were determined using approved Government of Canada Test Methods. Actual fuel consumption will vary based on driving habits and other factors.

Blind Spot Monitor System and Rear Cross-Traffic Alert System: Do not rely exclusively on the Blind Spot Monitor System and Rear Cross-Traffic Alert System. They are not collision-avoidance systems or substitutes for safe and attentive driving. Short Range Key Fob Remote Start: Active DCM required. DCM is active during connected services trial periods or with a paid subscription for connected services. Waiving your connected services will deactivate the DCM.

Details on the above features can be found in the Owner's Manuals (available on-line at toyota.ca) or through your local Toyota Dealer and pertains specifically to vehicles sold in Canada at authorized Toyota dealerships only. Every effort has been made to ensure the specifications and equipment described are accurate based on information available at time of creation of this Product Summary. In some cases, certain changes in production capacity, standard equipment, options or product delays may occur which would not be automatically reflected in this Product Summary. Toyota Canada Inc. reserves the right to make these changes without notice or obligation. The Toyota website toyota.ca is updated regularly and it or your Toyota Dealer are your best source for up-to-date information.

Date and mileage limitations refer to whichever comes first from the date of first purchase. Warranty coverage is subject to other terms and conditions. Refer to applicable Warranty and Maintenance Guide for full details.